


# 2010 GNT ITU African Cup Triathlon

## 28-Nov-10




P_Dist	P_Cat	P_Sex	Swim	Bike	Run	FinishTime	Race#	Country	Surname	Name	Sex	Category1	Age	BirthDate	Start#	Start
<b>African Cup Elite Race</b>																
P_Dist	P_Cat	P_Sex	Swim	Bike	Run	FinishTime	Race#	Country	Surname	Name	Sex	Category1	Age	BirthDate	Start#	Start
1	1	1	00:18:46	00:58:47	00:34:11	01:51:44	2932	HUN	Fecskovics	Attila	M	M Elite	0		6	2
2	2	2	00:18:29	00:59:02	00:35:28	01:53:00	1623	HUN	Pocsai	Balazs	M	M Elite	0		4	2
3	3	3	00:20:14	00:58:26	00:34:41	01:53:21	2650	BRA	Mauro	Cavanha Conceicao	M	M Elite	0		7	2
4	4	4	00:18:29	00:59:05	00:36:06	01:53:40	2640	MAR	Essadiq	Mehdi	M	M Elite	0		5	2
5	5	5	00:18:45	00:58:46	00:38:13	01:55:44	1231	RSA	Wolfaardt	Erhard	M	M Elite	28	1983/04/12	1	2
6	6	6	00:20:11	00:59:22	00:36:25	01:55:58	151	AUS	Drake	Jeremy	M	M Elite	32	1979/10/12	8	2
7	7	7	00:18:48	01:00:50	00:37:05	01:56:43	630	ZIM	Felgate	Chris	M	M Elite	29	1982/01/04	3	2
8	8	8	00:19:00	01:00:39	00:37:18	01:56:57	382	RSA	de Villiers	Hendrik	M	M Elite	30	1981/12/22	2	2
9	9	9	00:21:39	01:01:54	00:38:40	02:02:13	402	RSA	Davidson	Michael	M	M Elite	33	1978/02/06	11	2
10	10	10	00:21:43	01:01:49	00:38:49	02:02:21	1349	RSA	Johnston	Travis	M	M Elite	26	1985/04/25	17	2
11	11	11	00:19:04	01:05:57	00:42:07	02:07:08	164	POL	Achczynski	Michal	M	M Elite	0		18	2
12	12	12	00:21:46	01:03:53	00:42:07	02:07:46	1083	EGY	Zaher	Ahmed	M	M Elite	0	1964/07/04	21	2
13	13	13	00:21:25	01:04:03	00:42:35	02:08:03	3587	RSA	Ludick	Bjorn	M	M Elite	0		15	2
14	1	1	00:21:25	01:06:18	00:41:28	02:09:11	455	RSA	Steyn	Andrea	F	F Elite	28	1983/12/30	32	3
15	2	2	00:20:36	01:11:03	00:42:41	02:14:20	1111	HUN	Szabo	Zita	F	F Elite	0		31	3
16	3	3	00:21:01	01:10:36	00:45:26	02:17:03	3546	RSA	Glover	Tayla	F	F Elite	21	1990/07/21	35	3
17	14	14	00:25:00	01:07:17	00:46:29	02:18:46	546	RSA	Rossouw	Tiaan	M	M Elite	33	1978/12/16	16	2
18	4	4	00:21:41	01:09:57	00:49:55	02:21:33	1398	RSA	De Lange	Riana	F	F Elite	28	1983/05/10	34	3
			00:19:03			DNF	180	CRO	Lukina	Matija	M	M Elite	0		12	2
			00:19:02			DNF	1443	RSA	Blignaut	Theo	M	M Elite	23	1988/09/17	14	2
			00:18:57	01:03:51		DNF	852	JOR	Fanous	Lawrence	M	M Elite	0		10	2
			00:21:56			DNF	1430	USA	Chretien	Florence	F	F Elite	0		33	3

<b>Senior Age Group Race</b>																
P_Dist	P_Cat	P_Sex	Swim	Bike	Run	FinishTime	Race#	Country	Surname	Name	Sex	Category1	Age	BirthDate	TSA Number	Start
1	1	1	00:20:46	01:01:33	00:39:01	02:01:20	1707	RSA	van der Mescht	Pieter	M	M 20-24	22	32799	GNT/1037/11	1
2	1	2	00:22:58	00:59:36	00:38:58	02:01:32	302		De Bruin	Gerhard	M	M 25-29	27	30729		1
3	1	3	00:23:01	00:59:37	00:41:21	02:03:59	2930	RSA	Koch	Ross	M	M 35-39	35	27872	CGT/1583/11	1
4	1	4	00:22:14	01:03:50	00:40:02	02:06:06	91		Asworth	Justin	M	M 30-34	34	28188		1
5	2	5	00:22:04	01:05:32	00:39:14	02:06:50	2619	RSA	Beaurain	Charles	M	M 30-34	32	29034	GNT/1110/11	1
6	1	6	00:24:54	01:01:47	00:40:54	02:07:35	1865	RSA	Piehl	Andre	M	M 40-44	41	25653	CGT/1585/11	1
7	2	7	00:26:44	01:01:22	00:39:52	02:07:58	301	RSA	Stewart	Robert	M	M 35-39	36	27478	CGT/1561/11	1
8	2	8	00:30:41	01:02:36	00:35:14	02:08:31	2939	RSA	Pretorius	Johan	M	M 25-29	29	30217	Pending	1
9	3	9	00:24:49	01:05:23	00:39:26	02:09:39	1591	RSA	Steyn	Wilhelm	M	M 30-34	32	28857	GNT/1103/11	1
10	3	10	00:21:38	01:04:20	00:44:16	02:10:14	487		O'Flaherty	Andrew	M	M 35-39	39	26635		1
11	4	11	00:26:46	01:04:26	00:40:01	02:11:13	1141	RSA	Reid	James	M	M 35-39	35	27881	GNT/1039/11	1
12	5	12	00:35:13	00:57:11	00:39:17	02:11:41	2108	RSA	Labuschagne	David	M	M 35-39	37	27055	GNT/1064/11	1
13	1	13	00:26:43	01:06:33	00:39:43	02:12:59	805		Foster	Quinten	M	M 45-49	47	23724		1




# 2010 GNT ITU African Cup Triathlon

## 28-Nov-10




P_Dist	P_Cat	P_Sex	Swim	Bike	Run	FinishTime	Race#	Country	Surname	Name	Sex	Category1	Age	BirthDate	Start#	Start
14	1	1	00:26:53	01:05:10	00:41:16	02:13:19	2614	RSA	Sloan	Susan	F	F 30-34	30	29883	GNT/1061/11	1
15	2	14	00:27:01	01:06:29	00:39:57	02:13:27	2156	RSA	Holmes	Edward	M	M 45-49	45	24457	GNT/1117/11	1
16	6	15	00:22:18	01:04:32	00:47:14	02:14:04	3533	RSA	Hadenham	David	M	M 35-39	38	27005		1
17	4	16	00:26:42	01:03:36	00:44:23	02:14:41	810	RSA	Allin	Collin	M	M 30-34	32	28915	CGT/1507/11	1
18	5	17	00:24:45	01:08:51	00:41:41	02:15:17	3586	RSA	Delmont	Peter-John	M	M 30-34	31	29335		1
19	3	18	00:27:02	01:07:30	00:40:58	02:15:30	1630		Mcnamara	Glenn	M	M 45-49	45	24287		1
20	1	2	00:27:06	01:08:50	00:40:36	02:16:32	901	RSA	Barry	Lorraine	F	F 40-44	41	25721	CGT/1704/11	1
21	2	19	00:30:16	01:06:18	00:40:20	02:16:55	1072	RSA	Smit	Werner	M	M 40-44	42	25492	CGT/1505/11	1
22	1	20	00:30:46	01:01:36	00:44:41	02:17:04	5098	RSA	Naude	Charles	M	M 50-54	52	21579	CGT/1533/11	1
23	6	21	00:27:02	01:04:01	00:46:15	02:17:19	1458	RSA	Rawlinson	Clinton	M	M 30-34	32	28921	CGT/1711/11	1
24	4	22	00:29:29	01:05:16	00:43:42	02:18:27	5588	RSA	Wrenschen	Laurence	M	M 45-49	49	22893	CGT/1648/11	1
25	7	23	00:27:50	01:08:21	00:42:42	02:18:53	2934	RSA	Maartens	Johan	M	M 30-34	34	28157	GNT/1076/11	1
26	2	24	00:20:45	01:12:20	00:45:48	02:18:53	3573	RSA	Meyer	Ruan	M	M 20-24	23	32328	GNT/1104/11	1
27	3	25	00:29:43	01:05:13	00:44:17	02:19:13	1752	RSA	Hendry	Ian	M	M 40-44	44	24749	CGT/1628/11	1
28	3	26	00:31:53	01:06:33	00:40:51	02:19:17	1228	RSA	Joubert	Jean Pierre	M	M 20-24	24	32049	GNT/1040/11	1
29	3	27	00:27:59	01:05:25	00:45:57	02:19:21	701	RSA	Maree	Willie	M	M 25-29	28	30510	Pending	1
30	5	28	00:28:42	01:11:31	00:39:18	02:19:31	3581	RSA	de Villiers	Dawie	M	M 45-49	45	24141	GNT/1073/11	1
31	7	29	00:29:14	01:07:20	00:42:58	02:19:32	1481		Opperman	Leander	M	M 35-39	39	26414		1
32	4	30	00:28:36	01:05:06	00:45:55	02:19:37	1279	RSA	Kotze	Francois	M	M 40-44	41	25620	GNT/1030/11	1
33	6	31	00:26:23	01:11:37	00:41:57	02:19:57	1375		Barry	Mike	M	M 45-49	46	23894		1
34	4	32	00:22:12	01:09:58	00:48:26	02:20:36	1801		Morris	Brent	M	M 20-24	22	32786		1
35	5	33	00:25:16	01:09:38	00:45:52	02:20:46	1364		Gray	Simon	M	M 20-24	20	33317		1
36	8	34	00:22:03	01:10:49	00:48:01	02:20:53	771		Morris	Nicholas	M	M 30-34	33	28774		1
37	9	35	00:24:24	01:09:38	00:47:02	02:21:04	1082	RSA	Loedolff	Anton	M	M 30-34	33	28598	GNT/1004/11	1
38	2	3	00:27:14	01:10:15	00:45:38	02:23:07	1384	RSA	Peterkin	Sue	F	F 40-44	44	24578	GNT/1048/11	1
39	1	4	00:24:43	01:09:22	00:49:49	02:23:54	2684		van der Merwe	Lynette	F	F 20-24	24	32080	CGT/1683/11	1
40	5	36	00:31:34	01:06:00	00:46:25	02:23:59	162	RSA	Pienaar	Louis	M	M 40-44	42	25422	GNT/1047/11	1
41	10	37	00:30:17	01:09:58	00:44:32	02:24:47	2176	RSA	Koekemoer	Juan	M	M 30-34	32	28874	GNT/1012/11	1
42	4	38	00:31:00	01:12:41	00:41:19	02:25:00	3339		Smith	Craig	M	M 25-29	29	29971		1
43	7	39	00:37:12	01:05:06	00:43:11	02:25:29	1787	RSA	Elliot	Ross	M	M 45-49	45	24299	CGT/1692/11	1
44	6	40	00:24:40	01:13:00	00:48:05	02:25:45	1805	RSA	Hattingh	Abraham Carel	M	M 40-44	41	25777	GNT/1032/11	1
45	8	41	00:32:35	01:05:59	00:47:20	02:25:54	183		Valverde	Joaquin	M	M 35-39	35	28089		1
46	9	42	00:31:48	01:09:59	00:44:13	02:26:00	813		Jones	Doug	M	M 35-39	38	26729		1
47	1	5	00:27:46	01:12:05	00:46:54	02:26:45	419	RSA	Barnard	Nicolette	F	F 35-39	38	26786	CGT/1631/11	1
48	10	43	00:30:49	01:09:18	00:47:02	02:27:09	114		van Heesch	Jasper	M	M 35-39	37	27109		1
49	8	44	00:29:47	01:12:02	00:45:44	02:27:33	1778		Vosloo	Chris	M	M 45-49	45	24182		1
50	5	45	00:26:18	01:10:57	00:50:28	02:27:43	1145		Wilken	Louis	M	M 25-29	25	31569		1
51	11	46	00:30:25	01:09:46	00:47:44	02:27:55	3524		Seger	Jean-Pierre	M	M 30-34	34	28423		1
52	11	47	00:28:33	01:08:44	00:50:48	02:28:05	3444	RSA	Olivier	Gerhard	M	M 35-39	35	27838	Pending	1
53	12	48	00:31:52	01:08:51	00:48:06	02:28:49	923	ESP	Poncela	Arkaiz	M	M 30-34	34	28378	CGT/1522/11	1
54	9	49	00:30:59	01:10:31	00:47:34	02:29:04	48	RSA	Searle	Andy	M	M 45-49	49	22876	CGT/1576/11	1




# 2010 GNT ITU African Cup Triathlon

## 28-Nov-10




P_Dist	P_Cat	P_Sex	Swim	Bike	Run	FinishTime	Race#	Country	Surname	Name	Sex	Category1	Age	BirthDate	Start#	Start
55	12	50	00:23:18	01:16:52	00:48:55	02:29:06	141		Simpson	James	M	M 35-39	35	28103		1
56	13	51	00:32:36	01:12:17	00:45:19	02:30:12	3520	RSA	Lawson	Simon	M	M 35-39	36	27470	CGT/1620/11	1
57	14	52	00:28:29	01:12:20	00:49:55	02:30:44	1036		Higgins	Andrew	M	M 35-39	36	27554		1
58	13	53	00:30:06	01:09:52	00:50:53	02:30:52	1352		Pringle	Robert	M	M 30-34	30	29733		1
59	14	54	00:27:37	01:14:14	00:49:12	02:31:03	1203	RSA	Jackson	Kevin	M	M 30-34	33	28815	GNT/1043/11	1
60	10	55	00:36:29	01:09:03	00:45:32	02:31:04	1409	RSA	Kadwell	Josef	M	M 45-49	46	23772	CGT/1681/11	1
61	2	56	00:33:33	01:07:06	00:50:39	02:31:18	2662	RSA	Claassen	Nic	M	M 50-54	54	20917	Pending	1
62	2	6	00:30:46	01:15:28	00:46:43	02:32:57	388		Swart	Hanré	F	F 20-24	24	32021		1
63	1	57	00:32:25	01:09:23	00:51:10	02:32:58	3421		No Data	No Data	M	No Cat				1
64	15	58	00:33:41	01:13:00	00:46:59	02:33:40	792	RSA	van Tonder	Jaco	M	M 30-34	33	28620	GNT/1075/11	1
65	15	59	00:31:35	01:11:23	00:50:44	02:33:42	3466		Williams	Darryl	M	M 35-39	39	26432		1
66	16	60	00:29:13	01:13:36	00:51:02	02:33:51	1131	RSA	botha	johan	M	M 30-34	30	29727	Pending	1
67	17	61	00:30:20	01:12:24	00:51:14	02:33:58	3422		van Vuuren	Vince	M	M 30-34	31	29306		1
68	16	62	00:33:20	01:12:31	00:48:09	02:34:00	1611		Nadauld	Derrian	M	M 35-39	38	26787		1
69	18	63	00:33:39	01:07:20	00:53:19	02:34:18	831		Marsh	Andrew	M	M 30-34	34	28444		1
70	3	7	00:32:14	01:16:58	00:45:09	02:34:21	3543		Joubert	Heleen	F	F 40-44	40	26031		1
71	2	8	00:28:35	01:13:49	00:52:08	02:34:32	1175	RSA	Schweiger	Kirsten	F	F 30-34	33	28542	Pending	1
72	6	64	00:24:44	01:15:47	00:54:02	02:34:33	981		Dingle	Mark	M	M 25-29	27	30740		1
73	11	65	00:24:56	01:15:12	00:54:56	02:35:04	2635	RSA	Fair	Barend	M	M 45-49	47	23731	GNT/1013/11	1
74	3	66	00:29:55	01:12:56	00:52:18	02:35:09	3392	RSA	Davel	Jannie	M	M 50-54	51	22240	GNT/1111/11	1
75	1	67	00:33:03	01:13:30	00:48:40	02:35:13	1575		Black	John	M	M No Cat	0			1
76	7	68	00:29:49	01:10:27	00:55:13	02:35:29	571	RSA	Steenkamp	Jaco	M	M 40-44	41	25835	GNT/1025/11	1
77	3	9	00:30:16	01:14:46	00:51:15	02:36:17	3270	RSA	Mischke	Isabella	F	F 30-34	31	29266	GNT/1067/11	1
78	4	69	00:31:18	01:14:35	00:51:00	02:36:53	1387	RSA	Milos	Drazen	M	M 50-54	50	22588	CGT/1672/11	1
79	5	70	00:31:08	01:12:31	00:53:35	02:37:14	2142	RSA	de Beer	Andre	M	M 50-54	50	22282	GNT/1063/11	1
80	8	71	00:33:37	01:09:38	00:54:00	02:37:16	906	RSA	Steyn	Barnard Izak Christiaan	M	M 40-44	40	25977	CGT/1669/11	1
81	2	72	00:26:01	01:13:04	00:58:14	02:37:19	3568		No Data	No Data	M	No Cat				1
82	19	73	00:28:34	01:17:11	00:52:18	02:38:03	1499		Venter	Henri	M	M 30-34	33	28642		1
83	12	74	00:35:17	01:13:45	00:50:02	02:39:04	3547		Hallendorff	Erik	M	M 45-49	49	22767		1
84	1	10	00:30:53	01:17:02	00:51:47	02:39:42	94		Driver	Nicole	F	F 25-29	26	31079		1
85	20	75	00:36:04	01:10:58	00:52:54	02:39:56	2938		Egner	Sean	M	M 30-34	33	28752		1
86	6	76	00:27:13	01:17:23	00:55:24	02:40:00	135		de Zoeten	Rob	M	M 50-54	52	21855		1
87	9	77	00:32:47	01:16:49	00:50:43	02:40:19	797	RSA	Zwarts	Gert	M	M 40-44	42	25209	CGT/1690/11	1
88	10	78	00:32:18	01:15:00	00:53:34	02:40:52	32	RSA	Bezuidenhout	Heinrich	M	M 40-44	42	25360	GNT/1017/11	1
89	11	79	00:36:20	01:16:28	00:48:28	02:41:16	3349	RSA	Greyling	Kobus	M	M 40-44	44	24647	Pending	1
90	21	80	00:35:34	01:14:39	00:51:05	02:41:18	885		Trumpelmann	Wilmar	M	M 30-34	33	28763		1
91	13	81	00:28:22	01:16:22	00:56:37	02:41:21	1445	RSA	Homveld	Carl	M	M 45-49	49	23007	GNT/1072/11	1
92	12	82	00:31:43	01:17:38	00:52:22	02:41:43	416	RSA	Smith	Andre	M	M 40-44	43	24963	Pending	1
93	2	11	00:28:58	01:15:23	00:57:27	02:41:48	3563	RSA	Saunders	Pikkie	F	F 35-39	38	26947	GNT/1052/11	1
94	7	83	00:38:53			02:42:13	713	RSA	Hanekom	Thomas	M	M 50-54	50	22558		1
95	4	12	00:34:47	01:14:28	00:53:24	02:42:39	2645	RSA	Le roux	Renante	F	F 40-44	40	25958	CGT/1713/11	1




# 2010 GNT ITU African Cup Triathlon


## 28-Nov-10




P_Dist	P_Cat	P_Sex	Swim	Bike	Run	FinishTime	Race#	Country	Surname	Name	Sex	Category1	Age	BirthDate	Start#	Start
96	14	84	00:30:09	01:12:46	01:00:24	02:43:20	1434	RSA	Barnard	Leon	M	M 45-49	48	23180	CGT/1632/11	1
97	5	13	00:31:47	01:19:38	00:52:04	02:43:29	746		Westaway	Wynne	F	F 40-44	42	25312		1
98	3	14	00:36:08	01:14:21	00:53:05	02:43:34	3085		Zulberg	Jodi	F	F 35-39	39	26634		1
99	17	85	00:30:26	01:12:19	01:01:05	02:43:50	1239		Nadauld	Brad	M	M 35-39	35	28034		1
100	4	15	00:29:31	01:18:41	00:55:45	02:43:57	3545	RSA	Kriel	Carna	F	F 35-39	38	26884	GNT/1024/11	1
101	1	86	00:38:12	01:17:54	00:48:09	02:44:15	775	RSA	Snyman	Alois B	M	M 55-59	55	20617		1
102	5	16	00:29:26	01:29:19	00:45:51	02:44:36	490	RSA	Kennedy	Lauren	F	F 35-39	39	26646	CGT/1537/11	1
103	4	17	00:33:36	01:14:09	00:56:56	02:44:41	3273	RSA	Labuschagne	Petro	F	F 30-34	30	29730	GNT/1065/11	1
104	8	88	00:27:43	01:22:02	00:55:10	02:44:55	2639	GBR	Sparkes	Andre	M	M 50-54	50	22450	CGT/1658/11	1
105	22	87	00:35:15	01:23:31	00:46:09	02:44:55	1379		Schultz	Christiaan	M	M 30-34	31	29498		1
106	15	89	00:39:22	01:17:06	00:48:44	02:45:12	1090		Keen	Reilly	M	M 45-49	45	24224		1
107	7	90	00:36:47	01:20:07	00:49:03	02:45:57	2649		Orr	Thomas	M	M 25-29	29	30155		1
108	8	91	00:37:44	01:12:23	00:56:13	02:46:20	1263	RSA	Verhage	Arthur	M	M 25-29	28	30643	GNT/1074/11	1
109	18	92	00:36:30	01:18:18	00:52:06	02:46:54	1834		Brown	Stephen	M	M 35-39	36	27544		1
110	16	93	00:36:55	01:13:47	00:56:34	02:47:16	1143	RSA	Holtzhausen	Archibald	M	M 45-49	49	22735	GNT/1084/11	1
111	17	94	00:29:22	01:15:11	01:02:55	02:47:28	182		Behrmann	Jay	M	M 45-49	45	24353		1
112	2	95	00:28:32	01:16:34	01:02:26	02:47:32	896	RSA	Sterk	Jan	M	M 55-59	57	19981	GNT/1000/11	1
113	19	96	00:35:29	01:12:23	01:00:24	02:48:16	2144	RSA	Strydom	Christiaan	M	M 35-39	39	26623		1
114	3	18	00:33:52	01:18:54	00:55:44	02:48:30	663	RSA	Coetzee	Rentia	F	F 20-24	24	31793	GNT/1113/11	1
115	18	97	00:37:47	01:18:47	00:52:44	02:49:18	399		Brady	Troye	M	M 45-49	47	23427		1
116	19	98	00:28:51	01:27:04	00:53:45	02:49:40	3534		Stewart	James	M	M 45-49	45	24153		1
117	5	19	00:31:57	01:21:17	00:56:49	02:50:03	1003		Scholtz	Denise	F	F 30-34	33	28583		1
118	20	99	00:30:41	01:16:45	01:03:08	02:50:35	2663		harms	alex	M	M 35-39	35	27912		1
119	6	20	00:31:31	01:19:54	00:59:09	02:50:35	1689		Van der Riet	Genelle	F	F 40-44	44	24599		1
120	23	100	00:34:31	01:19:27	00:56:42	02:50:40	582		Brighton	Grant	M	M 30-34	34	28399		1
121	6	21	00:36:52	01:22:58	00:50:52	02:50:42	578	RSA	Van Tonder	Hanneli	F	F 35-39	39	26626	Pending	1
122	9	101	00:35:33	01:25:51	00:50:11	02:51:35	451		Schuin	George	M	M 25-29	29	30034		1
123	13	102	00:36:24	01:16:38	00:58:41	02:51:43	1386	RSA	Cibulka	Henry	M	M 40-44	41	25623	Pending	1
124	3	103	00:27:52	01:19:56	01:04:37	02:52:25	1187		Morris	Mike	M	M 55-59	58	19637		1
125	10	104	00:27:05	01:25:25	01:00:04	02:52:34	2936		Retief	Daniel	M	M 25-29	29	30215		1
126	21	105	00:31:19	01:21:05	01:00:29	02:52:53	1248	RSA	Bezuidenhout	Awie	M	M 35-39	38	26795	GNT/1050/11	1
128	20	106	00:35:46	01:20:24	00:57:29	02:53:39	331		Gertzen	Mark	M	M 45-49	45	24393		1
127	2	22	00:27:20	01:30:25	00:55:54	02:53:39	655	RSA	Mathee	Nicole	F	F 25-29	26	31193	CGT/1709/11	1
129	24	107	00:31:32	01:29:45	00:52:46	02:54:03	3428		Davidson	Grant	M	M 30-34	32	29175		1
130	4	108	00:37:48	01:17:15	00:59:23	02:54:26	1122	RSA	van der Merwe	Abel	M	M 55-59	59	19162	GNT/1029/11	1
131	1	109	00:27:40	01:25:17	01:02:40	02:55:37	1268	RSA	Fyfe	Derek	M	M 70-74	71	14937	GNT/1041/11	1
132	7	23	00:32:04	01:23:20	01:00:29	02:55:53	530	RSA	Milnes	Natalie	F	F 35-39	37	27324	Pending	1
133	21	110	00:38:25	01:21:08	00:56:39	02:56:12	22		Els	Bernard	M	M 45-49	48	23316		1
134	14	111	00:31:31	01:20:45	01:04:03	02:56:19	1333		du Preez	Wim	M	M 40-44	41	25652		1
135	15	112	00:35:51	01:24:55	00:55:44	02:56:30	2618		Carastavrakis	Costa	M	M 40-44	41	25669		1
136	3	24	00:35:11	01:26:18	00:55:05	02:56:35	1574		Kirsty	Eva	F	F 25-29	26	31131		1



## 2010 GNT ITU African Cup Triathlon 28-Nov-10




P_Dist	P_Cat	P_Sex	Swim	Bike	Run	FinishTime	Race#	Country	Surname	Name	Sex	Category1	Age	BirthDate	Start#	Start
137	16	113	00:37:16	01:25:16	00:54:28	02:57:00	1419		Bezuidenhout	Francois	M	M 40-44	40	26161		1
138	6	114	00:30:15	01:21:22	01:05:43	02:57:20	727		van der Westhuizen	Hannes	M	M 20-24	23	32329		1
139	11	115	00:37:00	01:23:44	00:57:19	02:58:04	758		Cherry	Clayton	M	M 25-29	29	30172		1
140	8	25	00:37:17	01:25:48	00:55:14	02:58:19	607		Bekker	Marius Jaco	F	F 35-39	36	27638		1
141	25	116	00:29:52	01:38:20	00:52:18	03:00:30	1024		Kok	Christiaan	M	M 30-34	31	29480		1
142	26	117	00:38:10	01:23:16	01:01:58	03:03:24	1158		Stals	Cobus	M	M 30-34	33	28576		1
143	27	118	00:38:07	01:20:51	01:04:28	03:03:26	874		Schulze	Theo	M	M 30-34	31	29419		1
144	6	26	00:35:32	01:30:22	00:57:37	03:03:31	569	RSA	Diack	Christine	F	F 30-34	34	28255		1
145	22	119	00:36:39	01:22:53	01:04:02	03:03:34	121		Jansen	Zirk	M	M 35-39	38	26938		1
146	23	120	00:44:28	01:12:33	01:06:47	03:03:48	1949		De Schouwer	Berend	M	M 35-39	37	27273		1
147	7	27	00:44:31	01:26:30	00:55:51	03:06:52	1206	RSA	Erasmus	Celeste	F	F 30-34	33	28544	CGT/1524/11	1
148	28	121	00:37:55	01:21:51	01:07:42	03:07:28	16		Kojetin	Robert	M	M 30-34	33	28502		1
149	9	28	00:31:21	01:30:49	01:07:31	03:09:41	3244	RSA	Tietjens	Carmen	F	F 35-39	35	28053	CGT/1563/11	1
150	17	122	00:38:20	01:25:03	01:06:50	03:10:13	647		Viljoen	Etienne	M	M 40-44	42	25513		1
151	1	29	00:35:26	01:31:20	01:03:57	03:10:43	603		Barber	Carol	F	F 45-49	46	24077		1
152	7	30	00:37:05	01:28:40	01:07:17	03:13:02	18		Fourie	Monnette	F	F 40-44	43	24847		1
153	4	31	00:41:13	01:29:01	01:03:00	03:13:14	3506		Egner	Catherine	F	F 25-29	29	30104		1
154	12	123	00:39:21	01:30:11	01:07:58	03:17:30	732	RSA	Malan	Cillie	M	M 25-29	28	30405	Pending	1
155	24	124	00:40:16	01:33:15	01:05:03	03:18:35	1038		Smit	Jaco	M	M 35-39	37	27066		1
156	29	125	00:40:20	01:35:04	01:07:42	03:23:06	720		Scott	Karel	M	M 30-34	31	29303		1
157	22	126	00:40:59	01:29:23	01:13:53	03:24:15	729	RSA	Moriarty	Mike	M	M 45-49	45	24161	CGT/1633/11	1
158	5	127	00:46:39	01:34:46	01:04:18	03:25:43	276		Els	Gerhard	M	M 55-59	57	19871		1
159	1	32	00:35:24	01:33:54	01:20:10	03:29:28	129	RSA	Olivier	Jeanne	F	F 50-54	50	22614	GNT/1115/11	1
160	8	33	00:31:43	01:40:15	01:19:46	03:31:45	3341	RSA	Rusch	Tanja	F	F 30-34	33	28824		1
						DNF	2168	RSA	Axsel	Cherry-Lee	F	F 25-29	25	31630	Pending	1
						DNF	2953		Jordaan	Andre	M	M 30-34	33	28843		1
						DNF	3271		Clark	Roy	M	M 35-39	35	27939		1
						DNF	1867		Potgieter	Riaan	M	M 35-39	39	26358	Pending	1
						DNF	976	RSA	West	Craig	M	M 45-49	47	23537	CGT/1560/11	1
						DNF	3658	RSA	Cronje	Arno	M	M 25-29	27	30917	CGT/1511/11	1
			00:33:32			DNF	1148	RSA	Bayes	Greg	M	M 45-49	47	23527	GNT/1077/11	1
						DNF	943		Potgieter	Cor	M	M 25-29	26	31121	not reg	1
						DNF	2341		Metherell	Craig	M	M 30-34	30	29602		1
			00:29:48			DNF	924		Woods	William	M	M 35-39	38	26724		1
			00:40:33	01:14:29		DNF	1345		du Preez	Teresa	F	F 40-44	40	26137		1
			00:33:11			DNF	1383		Grobler	Esther	F	F 40-44	40	25965		1
			00:24:55			DNF	176	RSA	Radford	Ross	M	M 30-34	30	29669	CGT/1539/11	1
						DNF	3511	RSA	Corthing	Johannes Stephanus	M	M 30-34	31	29244	NWT/3036/11	1
			00:36:18	01:39:00		DNF	3275		Kendall	Cindy	F	F 40-44	40	26075		1
						DNF	3501		Dunbar	Delwyn	M	M 25-29	26	31110		1
						DNF	674		Wilford	Jason	M	M 35-39	35	28002		1



# 2010 GNT ITU African Cup Triathlon

## 28-Nov-10



P_Dist	P_Cat	P_Sex	Swim	Bike	Run	FinishTime	Race#	Country	Surname	Name	Sex	Category1	Age	BirthDate	Start#	Start
						DNF	3463		Boshoff	Darius	M	M 25-29	26	31316	not reg	1
						DNF	430	RSA	Lotriet	Charmaine	F	F 40-44	44	24530	CGT/1549/11	1
						DNF	431		Lowinda	Jaquire	F	F 30-34	30	29648		1
			00:30:09	01:06:37	00:55:20	DNF	3083		Smit	Gerhard	M	M 30-34	34	28325		1
			00:28:17			DNF	3521	RSA	Howes	Clint	M	M 50-54	50	22372		1

### Junior 16-19 Race

P_Dist	P_Cat	P_Sex	Swim	Bike	Run	FinishTime	Race#	Country	Surname	Name	Sex	Category1	Age	BirthDate	TSA Number	Start
1	1	1	00:11:42	00:37:16	00:20:26	01:09:24	3588	CGT	Pienaar	Michael	M	M 16-17	16	34849	CGT/1707/11	4
2	1	1	00:11:50	00:42:01	00:24:31	01:18:22	625		Prinsloo	Charne	F	F 16-17	17	34338		4
3	2	2	00:12:47	00:41:06	00:25:12	01:19:05	1811	GNT	Jansen van Rensburg	Leandri	F	F 16-17	17	34433	GNT/1038/11	4
4	3	3	00:11:31	00:42:33	00:27:05	01:21:09	132	FST	Van Rooyen	Maryke	F	F 16-17	17	34571	Pending	4
5	2	2	00:10:25	00:42:10	00:29:06	01:21:41	907	GNT	Fair	Ryan	M	M 16-17	16	34921	GNT/1014/11	4
6	1	4	00:15:46	00:42:53	00:24:57	01:23:36	10	GNT	Botha	Xanthe	F	F 18-19	19	33699	GNT/1114/11	4
7	1	3	00:10:58	00:41:26	00:32:42	01:25:06	1116	GNT	Kruger	Danniel	M	M 18-19	18	34107	Pending	4
8	3	4	00:17:45	00:42:59	00:24:41	01:25:25	3575	NWT	Mong	Peter	M	M 16-17	16	34703	Pending	4
9	1	1	00:15:21	00:47:12	00:24:00	01:26:33	1451		No Surname	No name		M 20-14	24	31989		4
10	4	5	00:11:40	00:46:36	00:31:35	01:29:51	857	GNT	Smit	Marlette	F	F 16-17	17	34370	GNT/1057/11	4
11	5	6	00:11:40	00:55:30	00:28:06	01:35:17	3539	FST	Mentz	Marteli	F	F 16-17	17	34369	Pending	4
12	2	5	00:15:14	00:50:24	00:31:36	01:37:14	1155		Cornelissen	Renier	M	M 20-14	24	31778		4
13	1	6	00:27:13	00:41:05	00:28:59	01:37:17	2643	NWT	Mong	Edward	M	M 60-64	61	18409	Pending	4
14	2	7	00:13:12	01:02:33	00:24:16	01:40:01	3538		Prinsloo	Mary-Jane	F	F 18-19	19	33745		4

### Junior 12-15 Race

P_Dist	P_Cat	P_Sex	Swim	Bike	Run	FinishTime	Race#	Country	Surname	Name	Sex	Category1	Age	BirthDate	TSA Number	Start
1	1	1	00:05:51	00:22:29	00:13:38	00:41:58	682		van Eyk	Sashin	M	M 16-17	16	34932		5
2	1	1	00:06:16	00:24:41	00:12:38	00:43:35	549	CGT	Jones	Robyn-Leigh	F	F 14-15	14	35632	CGT/1706/11	5
3	1	2	00:09:05	00:22:59	00:11:56	00:44:00	888	GNT	theron	conroe	M	M 14-15	15	35120	GNT/1056/11	5
4	2	3	00:05:50	00:25:12	00:14:01	00:45:03	955	GNT	Kruger	Ruhan	M	M 14-15	15	35120	Pending	5
5	1	4	00:06:59	00:24:43	00:13:45	00:45:27	234	GNT	De Beer	Martin	M	M 12-13	13	35869	GNT/1116/11	5
6	3	5	00:06:40	00:26:41	00:13:05	00:46:26	2175	GNT	Strauss	Yanich	M	M 14-15	14	35551	GNT/1098/11	5
7	2	6	00:08:07	00:25:50	00:13:33	00:47:30	585	CGT	Heath	Malcolm	M	M 12-13	13	35661	CGT/1703/11	5
8	3	7	00:07:36	00:26:27	00:13:34	00:47:37	140	GNT	Kotze	Dillon	M	M 12-13	13	36042	GNT/1100/11	5
9	1	2	00:07:01	00:28:07	00:12:51	00:47:59	3585		Bester	Madri	F	F 12-13	13	35886		5
10	2	3	00:06:44	00:27:18	00:14:21	00:48:23	910	CGT	Nutter	Gabriella	F	F 12-13	13	35821	CGT/1565/11	5
11	4	8	00:08:03	00:28:13	00:14:00	00:50:16	627		du Preez	Alex	M	M 12-13	12	36349		5
12	4	9	00:06:15	00:26:55	00:18:22	00:51:32	89	GNT	Bezuidenhout	Nathan	M	M 14-15	15	35270	GNT/1019/11	5
13	3	4	00:09:37	00:30:16	00:17:12	00:57:05	593	CGT	Zwarts	Natasha	F	F 12-13	12	36304	CGT/1691/11	5
14	2	5	00:08:11	00:30:30	00:19:39	00:58:20	770		Schweiger	Paige Karla	F	F 14-15	15	35135		5
15	5	10	00:10:06	00:42:04	00:22:53	01:15:03	997		du Preez	Michael	M	M 14-15	14	35662		5