




SAMPA 2010 SA Biathlon Championships

Results

2010/08/08



Junior Female

Pos	Time	Race#	Chip#	Surname	Name	Gender	Category	Distance	Age	Birthdate	Prov	StartGroup
1	00:15:06	JF 1	1391	SCHWULST	CINDY	F	JUNIOR FEMALE	1500/200/1500	19	O80491	BOR	12
2	00:17:09	JF 3	1065	MEYER	LENE	F	JUNIOR FEMALE	1500/200/1500	0		FS	12
3	00:18:09	JF 5	1073	LABUSCHAIGNE	RIA	F	JUNIOR FEMALE	1500/200/1500	20	191190	WP	12
4	00:18:57	JF 2	1689	BROWN	STORM	F	JUNIOR FEMALE	1500/200/1500	19	140891	CSG	12

Junior Male

Pos	Time	Race#	Chip#	Surname	Name	Gender	Category	Distance	Age	Birthdate	Prov	StartGroup
1	00:13:31	JM 6	1019	FREIMOND	KEITH	M	JUNIOR MALE	1500/200/1500	20	280990	NG	14
2	00:13:41	JM 3	1148	KLEINHANS	EMILE	M	JUNIOR MALE	1500/200/1500	0		FS	14
3	00:14:02	JM 1	522	VAN HUYSTEEN	DARRYN	M	JUNIOR MALE	1500/200/1500	20	O81190	BOR	14
4	00:14:10	JM 2	954	SCHOLTZ	RYAN DERRICK	M	JUNIOR MALE	1500/200/1500	19	O10891	CSG	14
5	00:15:15	JM 4	1235	BESTER	DIRK	M	JUNIOR MALE	1500/200/1500	0		FS	14
6	00:15:16	JM 5	1008	KLOPPER	DIEDERICK	M	JUNIOR MALE	1500/200/1500	0		FS	14

Master A Females

Pos	Time	Race#	Chip#	Surname	Name	Gender	Category	Distance	Age	Birthdate	Prov	StartGroup
1	00:10:04	FA 2	937	VERMAAS	RIKA	F	Master A Females	1000/100/1000	0		FS	7
2	00:10:34	FA 3	881	VILJOEN	SORITA	F	Master A Females	1000/100/1000	0		FS	7
3	00:11:39	FA 4	1972	ULYATE	IZELLE	F	Master A Females	1000/100/1000	44	O90666	WP	7
	DNF	FA 1	724	BROWN	ROSEMARY	F	Master A Females	1000/100/1000	48	O60762	CSG	7

Master A Males

Pos	Time	Race#	Chip#	Surname	Name	Gender	Category	Distance	Age	Birthdate	Prov	StartGroup
1	00:08:50	MA 7	1379	BURNETT	GRAHAM	M	Master A Males	1000/100/1000	42	O80868	NG	7
2	00:09:10	MA 2	1649	COX	ANTHONY	M	Master A Males	1000/100/1000	49	310561	BOR	7
3	00:09:14	MA 9	581	MULLER	JOCK	M	Master A Males	1000/100/1000	45	260365	NG	7
4	00:09:20	MA 8	1289	DE WET	CARL	M	Master A Males	1000/100/1000	49	O90261	NG	7
5	00:09:23	MA 10	1001	NIEUWENHUIJS	JANNIE	M	Master A Males	1000/100/1000	0		SWD	7
6	00:09:39	MA 1	1072	VAN DER VYVER	JOHAN	M	Master A Males	1000/100/1000	0		BOL	7
7	00:10:29	MA 12	1138	ULYATE	COURTENAY	M	Master A Males	1000/100/1000	45	150765	WP	7
8	00:10:42	MA 13	939	VAN ROOYEN	JOE	M	Master A Males	1000/100/1000	44	O90466	WP	7
9	00:10:46	MA 5	746	BOTES	LOURENS	M	Master A Males	1000/100/1000	0		FS	7
10	00:10:51	MA 11	1334	VAN WYK	CHRIS	M	Master A Males	1000/100/1000	0		SWD	7
11	00:11:56	MA 3	1136	GRASSI	ETTIENNE	M	Master A Males	1000/100/1000	44	281166	BOR	7
12	00:12:16	MA 14	926	VAN EEDEN	PIETER	M	Master A Males	1000/100/1000	45	260165	WP	7
	DNF	MA 4	971	VERMAAS	ADRI	M	Master A Males	1000/100/1000	0		FS	7
	DNF	MA 6	1070	GEERKENS	HANRI	M	Master A Males	1000/100/1000	44	251166	LIM	7

Master B Females

Pos	Time	Race#	Chip#	Surname	Name	Gender	Category	Distance	Age	Birthdate	Prov	StartGroup
1	00:10:19	FB 3	884	FISCHER	LYNETTE	F	Master B Females	1000/100/1000	52	200758	NG	8
2	00:12:19	FB 2	1271	VIVIERS	ANNELIE	F	Master B Females	1000/100/1000	0		FS	8
3	00:12:34	FB 1	1672	LOUW	ANITA	F	Master B Females	1000/100/1000	53	280657	BOR	8

Master B Males


Pos	Time	Race#	Chip#	Surname	Name	Gender	Category	Distance	Age	Birthdate	Prov	StartGroup
1	00:09:51	MB 7	1348	SNYDERS	STEFAN	M	Master B Males	1000/100/1000	50	290560	NG	8
2	00:10:13	MB 3	182	VENTER	PETER	M	Master B Males	1000/100/1000	55	O30955	BOR	8
3	00:10:19	MB 11	1127	Dr KURT	TOHERMES	M	Master B Males	1000/100/1000	55	160955	INV GER	8
4	00:10:29	MB 10	822	NORTIER	DOLPH	M	Master B Males	1000/100/1000	57	140953	WP	8
5	00:11:00	MB 8	1313	SIEBRITS	BERNHARD	M	Master B Males	1000/100/1000	51	270859	NG	8
6	00:11:16	MB 2	1360	GROENEVELD	LEON	M	Master B Males	1000/100/1000	0		BOL	8
7	00:11:30	MB 4	1231	SCHOLTZ	COLIN DERRICK	M	Master B Males	1000/100/1000	52	O70258	CSG	8
8	00:11:31	MB 9	1003	LABUSCHAIGNE	PIERRE	M	Master B Males	1000/100/1000	52	190658	WP	8
9	00:11:38	MB 5	1052	VAN DER WALT	FRANS	M	Master B Males	1000/100/1000	0		FS	8
10	00:11:41	MB 1	1310	VAN VUUREN	COENIE	M	Master B Males	1000/100/1000	0		BOL	8
	DNF	MB 6	732	MCDULING	SCHALK	M	Master B Males	1000/100/1000	52	301058	NG	8

Master C Females

Pos	Time	Race#	Chip#	Surname	Name	Gender	Category	Distance	Age	Birthdate	Prov	StartGroup
1	00:13:54	FC 1	572	GRIESEL	AGNES	F	Master C Females	1000/100/1000	63	O71047	NG	8



SAMPA 2010 SA Biathlon Championships



Results 2010/08/08

Master C Males

Pos	Time	Race#	Chip#	Surname	Name	Gender	Category	Distance	Age	Birthdate	Prov	StartGroup
1	00:11:36	MC 1	1170	KLETZ	BASIL	M	Master C Males	1000/100/1000	63	151147	CSG	8
2	00:11:58	MC 3	730	GARDEN	BOB	M	Master C Males	1000/100/1000	69	150641	NG	8
	DNF	MC 2	268	HARROP-ALLIN	ANTON	M	Master C Males	1000/100/1000	65	180645	NG	8

SENIOR FEMALE

Pos	Time	Race#	Chip#	Surname	Name	Gender	Category	Distance	Age	Birthdate	Prov	StartGroup
1	00:18:13	SF 1	876	LOUBSER	ELMARIE	F	SENIOR FEMALE	1500/200/1500	25	150885	CSG	12

SENIOR MALE

Pos	Time	Race#	Chip#	Surname	Name	Gender	Category	Distance	Age	Birthdate	Prov	StartGroup
1	00:13:43	SM 4	692	PRETORIUS	JUAN	M	SENIOR MALE	1500/200/1500	0		SWD	14
2	00:16:04	SM 2	722	CLOETE	VAN REENEN	M	SENIOR MALE	1500/200/1500	35	221175	LIM	14
3	00:16:31	SM 3	957	MATTHEUS	HENDRIK	M	SENIOR MALE	1500/200/1500	37	210173	NG	14
4	00:16:33	SM 1	999	SANDERS	CLAUDE	M	SENIOR MALE	1500/200/1500	24	280786	CSG	14
5	00:16:38	SM 5	716	TLHAKULI	SELAOTSWE	M	SENIOR MALE	1500/200/1500	24	250686	WP	14

Youth A Females

Pos	Time	Race#	Chip#	Surname	Name	Gender	Category	Distance	Age	Birthdate	Prov	StartGroup
1	00:16:10	AF 1	1209	SMITH	EDEN	F	Youth A Females	1500/200/1500	17	120793	BOR	11
2	00:16:19	AF 8	774	BOTES	SUMANDRI	F	Youth A Females	1500/200/1500	0		FS	11
3	00:16:21	AF 5	1353	GORDON	BRONWYN	F	Youth A Females	1500/200/1500	18	310392	CSG	11
4	00:16:29	AF 2	1087	NICHOLAS	JESSICA SHIRLEY	F	Youth A Females	1500/200/1500	17	230793	CSG	11
5	00:17:57	AF 3	947	BROWN	CYAN	F	Youth A Females	1500/200/1500	17	100293	CSG	11
6	00:18:42	AF 4	1222	DUNSTER	TIFFANY ERIN JADE	F	Youth A Females	1500/200/1500	18	250392	CSG	11
7	00:19:07	AF 6	1093	UNGER	NATASHA	F	Youth A Females	1500/200/1500	18	270792	CSG	11

Youth A Males

Pos	Time	Race#	Chip#	Surname	Name	Gender	Category	Distance	Age	Birthdate	Prov	StartGroup
1	00:12:39	AM 11	1018	SULLWALD	WIAN	M	Youth A Males	1500/200/1500	17	010493	LIM	13
2	00:13:33	AM 1	1196	SMIT	ARNO	M	Youth A Males	1500/200/1500	0		BOL	13
3	00:13:44	AM 14	977	ROUX	PAUL	M	Youth A Males	1500/200/1500	17	200993	WP	13
4	00:14:18	AM 7	1318	RAMSDEN	DEVIN	M	Youth A Males	1500/200/1500	18	101292	CSG	13
5	00:14:23	AM 10	1258	DU PLESSIS	CASPER	M	Youth A Males	1500/200/1500	0		FS	13
6	00:14:39	AM 8	864	JACOBS	STEFAN	M	Youth A Males	1500/200/1500	0		EP	13
7	00:15:08	AM 2	1130	COETZEE	DRIKUS	M	Youth A Males	1500/200/1500	0		BOL	13
8	00:15:37	AM 3	1077	BALSHAW	LLOYD	M	Youth A Males	1500/200/1500	18	241192	BOR	13
9	00:15:41	AM 12	1185	STEENKAMP	ZIEGH	M	Youth A Males	1500/200/1500	17	261193	NG	13
10	00:15:52	AM 5	452	DAVIES	MARC DANIEL	M	Youth A Males	1500/200/1500	18	121292	CSG	13
11	00:18:26	AM 6	757	KAROLUS	RYAN	M	Youth A Males	1500/200/1500	17	090893	CSG	13
	DNF	AM 13	955	VAN WYK	JOHAN	M	Youth A Males	1500/200/1500	0		SWD	13

YOUTH B BOYS


Pos	Time	Race#	Chip#	Surname	Name	Gender	Category	Distance	Age	Birthdate	Prov	StartGroup
1	00:10:10	BB 19	184	ENGELBRECHT	BASSON	M	YOUTH B BOYS	1000/200/1000	0		SWD	10
2	00:10:15	BB 8	276	SOEKOE	RUAN	M	YOUTH B BOYS	1000/200/1000	16	240794	CSG	10
3	00:10:16	BB 22	1152	FOUCHE	PHILIP	M	YOUTH B BOYS	1000/200/1000	15	110495	WP	10
4	00:10:23	BB 6	1344	BOTHA	JASON	M	YOUTH B BOYS	1000/200/1000	16	230894	CSG	10
5	00:10:28	BB 3	1620	GROENEVELD	LLEWELLYN	M	YOUTH B BOYS	1000/200/1000	0		BOL	10
6	00:10:33	BB 5	1911	JOHANNISEN	EDWARD	M	YOUTH B BOYS	1000/200/1000	15	180495	BOR	10
7	00:10:46	BB 1	446	BEELDERS	AIDEN	M	YOUTH B BOYS	1000/200/1000	0		BOL	10
8	00:10:47	BB 23	636	KRAATZ	JASON	M	YOUTH B BOYS	1000/200/1000	16	051094	WP	10
9	00:10:50	BB 13	487	Buitendag	Jan	M	YOUTH B BOYS	1000/200/1000			FS	10
10	00:10:50	BB 14	1823	BUITENDAG	HENNING	M	YOUTH B BOYS	1000/200/1000	0		FS	10
11	00:10:57	BB 15	432	LITCH	DAVID	M	YOUTH B BOYS	1000/200/1000	0		FS	10
12	00:11:06	BB 7	987	SMIT	ADRIAAN	M	YOUTH B BOYS	1000/200/1000	15	140395	CSG	10
13	00:11:08	BB 17	92	V D WALT	JOHAN	M	YOUTH B BOYS	1000/200/1000	16	200594	LIM	10
14	00:11:09	BB 4	1156	OTTO	WIJNAND	M	YOUTH B BOYS	1000/200/1000	0		BOL	10
15	00:11:27	BB 2	1647	CRONJE	PEKA	M	YOUTH B BOYS	1000/200/1000	0		BOL	10
16	00:11:32	BB 21	852	FECHTER	LUDWIG	M	YOUTH B BOYS	1000/200/1000	0		SWD	10
17	00:11:47	BB 11	109	ZWIEGELAAR	TERSIOUS	M	YOUTH B BOYS	1000/200/1000	0		EP	10
18	00:11:56	BB 16	117	VAN NIEKERK	ANDRE	M	YOUTH B BOYS	1000/200/1000	0		FS	10
19	00:12:02	BB 12	145	LASEVICIUS	SEBASTIAN	M	YOUTH B BOYS	1000/200/1000	0		EP	10
20	00:12:22	BB 10	403	ZHANG	ZHAO YANG (PHILIP)	M	YOUTH B BOYS	1000/200/1000	15	090395	CSG	10
	DNF	BB 20	73	ZONNESTEIN	WOUTER	M	YOUTH B BOYS	1000/200/1000	0		SWD	10
	DNF	BB 13	478	BUITENDAG	JAN	M	YOUTH B BOYS	1000/200/1000	0		FS	10
	DNF	BB 18	456	MATHEUSS	CHRISTIAAN	M	YOUTH B BOYS	1000/200/1000	16	070394	LIM	10
	DNF	BB 9	95	WALKER	DEVON	M	YOUTH B BOYS	1000/200/1000	16	220694	CSG	10



SAMPA 2010 SA Biathle Championships

Results

2010/08/08



YOUTH B GIRLS

Pos	Time	Race#	Chip#	Surname	Name	Gender	Category	Distance	Age	Birthdate	Prov	StartGroup
1	00:11:16	BG 2	1054	BOTHA	LAUREN	F	YOUTH B GIRLS	1000/200/1000	16	280994	CSG	9
2	00:11:19	BG 12	875	COMER	KATHERINE	F	YOUTH B GIRLS	1000/200/1000	16	250594	WP	9
3	00:11:23	BG 7	598	JACOBS	IZANNE	F	YOUTH B GIRLS	1000/200/1000	0		FS	9
4	00:11:39	BG 9	1164	MENTZ	MARTELI	F	YOUTH B GIRLS	1000/200/1000	0		FS	9
5	00:11:51	BG 3	155	STOCKTON	CAYLI ROBYNNE	F	YOUTH B GIRLS	1000/200/1000	16	O80694	CSG	9
6	00:12:06	BG 11	1214	VAN GRAAN	KYLA	F	YOUTH B GIRLS	1000/200/1000	16	141094	NG	9
7	00:12:25	BG 1	1892	VAN DER VYVER	HANRE	F	YOUTH B GIRLS	1000/200/1000	0		BOL	9
8	00:13:16	BG 6	804	DEASY	CAITLYN	F	YOUTH B GIRLS	1000/200/1000	0		EP	9
9	00:13:57	BG 10	1354	SMIT	MARLETTE	F	YOUTH B GIRLS	1000/200/1000	16	O50294	LIM	9
10	00:14:33	BG 4	1030	BREET	DANIKA	F	YOUTH B GIRLS	1000/200/1000	16	311094	CSG	9
11	00:15:09	BG 5	793	BARIT	CHAVAH	F	YOUTH B GIRLS	1000/200/1000	15	301295	CSG	9
	DNF	BG 8	1388	VAN ROOYEN	MARYKE	F	YOUTH B GIRLS	1000/200/1000	0		FS	9

YOUTH C BOYS

Pos	Time	Race#	Chip#	Surname	Name	Gender	Category	Distance	Age	Birthdate	Prov	StartGroup
1	00:05:04	CB 26	836	HERBST	HANRE	M	YOUTH C BOYS	500/100/500	0		FS	5
2	00:05:06	CB 4	1028	VAN DER VYVER	LUAN	M	YOUTH C BOYS	500/100/500	0		BOL	5
3	00:05:08	CB 35	681	ROUX	LOUWRENS	M	YOUTH C BOYS	500/100/500	14	O10696	WP	5
4	00:05:09	CB 6	758	GRASSI	CAMERON	M	YOUTH C BOYS	500/100/500	14	O60196	BOR	5
5	00:05:16	CB 22	1079	BOTES	LOURENS	M	YOUTH C BOYS	500/100/500	0		FS	5
6	00:05:21	CB 23	715	MULLER	TYLER	M	YOUTH C BOYS	500/100/500	0		FS	5
7	00:05:31	CB 7	1329	LE ROUX	NATHAN	M	YOUTH C BOYS	500/100/500	13	290797	BOR	5
8	00:05:32	CB 20	1983	OLIVIER	TIAAN	M	YOUTH C BOYS	500/100/500	0		EP	5
9	00:05:34	CB 12	1644	HAASBROEK	DEAN	M	YOUTH C BOYS	500/100/500	14	O70396	CSG	5
10	00:05:35	CB 19	1248	KOOPMAN	MISCHA	M	YOUTH C BOYS	500/100/500	0		EP	5
11	00:05:37	CB 3	1802	VAN ZYL	DANIEL	M	YOUTH C BOYS	500/100/500	0		BOL	5
12	00:05:38	CB 9	1799	BICKLE	JUSTIN	M	YOUTH C BOYS	500/100/500	14	150896	BOR	5
13	00:05:38	CB 1	791	GELDERBLOEM	WINSTON	M	YOUTH C BOYS	500/100/500	0		BOL	5
14	00:05:38	CB 5	1246	VENTER	PETRI	M	YOUTH C BOYS	500/100/500	0		BOL	5
15	00:05:51	CB 25	934	BUCHNER	JAN HENDRIK	M	YOUTH C BOYS	500/100/500	0		FS	5
16	00:05:56	CB 34	925	PIO	ABRE	M	YOUTH C BOYS	500/100/500	0		SWD	5
17	00:05:57	CB 31	1100	MADDOCK	CALVIN	M	YOUTH C BOYS	500/100/500	13	270397	NG	5
18	00:05:59	CB 37	824	VAN EEDEN	JOSS	M	YOUTH C BOYS	500/100/500	13	260397	WP	5
19	00:06:00	CB 30	1871	STRAUSS	YANICH	M	YOUTH C BOYS	500/100/500	13	O10597	LIM	5
20	00:06:03	CB 11	1571	DURIEUX	MARTIN	M	YOUTH C BOYS	500/100/500	14	130396	CSG	5
21	00:06:04	CB 10	952	BEKKER	ROAN	M	YOUTH C BOYS	500/100/500	14	O60296	CSG	5
22	00:06:05	CB 21	1364	LASEVICIUS	TRISTAN	M	YOUTH C BOYS	500/100/500	0		EP	5
23	00:06:05	CB 36	1178	ULYATE	DANIEL-DEAN	M	YOUTH C BOYS	500/100/500	14	111296	WP	5
24	00:06:10	CB 24	1295	MARX	FRANS	M	YOUTH C BOYS	500/100/500	0		FS	5
25	00:06:11	CB 14	136	MOODLEY	KIERAN IAIN	M	YOUTH C BOYS	500/100/500	13	211097	CSG	5
26	00:06:14	CB 8	1192	GRASSI	BRYCE	M	YOUTH C BOYS	500/100/500	13	221097	BOR	5
27	00:06:19	CB 2	1290	SLABBER	HUGO	M	YOUTH C BOYS	500/100/500	0		BOL	5
28	00:06:19	CB 27	1088	VD WALT	GIDEON	M	YOUTH C BOYS	500/100/500	13	O50997	LIM	5
29	00:06:20	CB 29	1040	PENZHORN	ERNST	M	YOUTH C BOYS	500/100/500	13	260397	LIM	5
30	00:06:21	CB 33	1427	VAN WYK	ARNO	M	YOUTH C BOYS	500/100/500	0		SWD	5
31	00:06:29	CB 32	829	REYNEKE	MARK	M	YOUTH C BOYS	500/100/500	0		SWD	5
32	00:06:31	CB 17	1210	SWART	JUAN	M	YOUTH C BOYS	500/100/500	14	O20496	CSG	5
33	00:06:37	CB 28	1760	GEERKENS	WIHAN	M	YOUTH C BOYS	500/100/500	13	120897	LIM	5
34	00:06:43	CB 13	594	Heath	Malcolm	M	YOUTH C BOYS	500/50/500	13	190897	CSG	5
35	00:06:44	CB 15	207	OPPERMAN	ASHTON	M	YOUTH C BOYS	500/100/500	14	O90796	CSG	5
36	00:06:45	CB 18	1350	SWART	ANRO	M	YOUTH C BOYS	500/100/500	13	281297	CSG	5
	DNF	CB 13	1594	HEATH	MALCOLM	M	YOUTH C BOYS	500/100/500	13	190897	CSG	5



SAMPA 2010 SA Biathle Championships



Results 2010/08/08

YOUTH C GIRLS

Pos	Time	Race#	Chip#	Surname	Name	Gender	Category	Distance	Age	Birthdate	Prov	StartGroup
1	00:05:19	CG 21	1410	ROSS	MARLIES	F	YOUTH C GIRLS	500/100/500	13	260897	NG	6
2	00:05:33	CG 24	1629	DU PLESSIS	LARA	F	YOUTH C GIRLS	500/100/500	14	030196	WP	6
3	00:05:38	CG 1	1283	ODENDAAL	SUNE	F	YOUTH C GIRLS	500/100/500	0		BOL	6
4	00:05:40	CG 26	69	LOUWRENS	MARNA	F	YOUTH C GIRLS	500/100/500	14	070596	WP	6
5	00:05:43	CG 18	953	DE VOS	ANEL	F	YOUTH C GIRLS	500/100/500	13	260997	LIM	6
6	00:05:45	CG 4	1078	VENTER	NICOLE	F	YOUTH C GIRLS	500/100/500	14	250596	BOR	6
7	00:05:48	CG 7	58	JONES	ROBYN-LEIGH	F	YOUTH C GIRLS	500/100/500	13	210797	CSG	6
8	00:05:50	CG 28	583	VAN SCHALKWYK	MARELI	F	YOUTH C GIRLS	500/100/500	14	240796	WP	6
9	00:05:51	CG 15	825	VAN DEN BERGH	MARNA	F	YOUTH C GIRLS	500/100/500	0		FS	6
10	00:05:58	CG 14	653	BOTES	DANICA	F	YOUTH C GIRLS	500/100/500	0		FS	6
11	00:06:02	CG 23	412	DU PLESSIS	MAY	F	YOUTH C GIRLS	500/100/500	0		SWD	6
12	00:06:09	CG 6	795	Hollis	Abigail	F	YOUTH C GIRLS	500/100/500			BOR	6
13	00:06:09	CG 2	1042	VAN AS	CARINA	F	YOUTH C GIRLS	500/100/500	0		BOL	6
14	00:06:12	CG 16	677	JONES	CAITLIN	F	YOUTH C GIRLS	500/100/500	13	210797	LIM	6
15	00:06:13	CG 5	1336	DRAKE	CHARNELLE	F	YOUTH C GIRLS	500/100/500	14	070596	BOR	6
16	00:06:14	CG 19	980	DU PLESSIS	JOLET	F	YOUTH C GIRLS	500/100/500	13	080697	LIM	6
17	00:06:20	CG 25	1862	GELDENHUYS	JASANNE	F	YOUTH C GIRLS	500/100/500	14	290596	WP	6
18	00:06:26	CG 13	1778	SCHOLTZ	SHANNON	F	YOUTH C GIRLS	500/100/500	0		EP	6
19	00:06:28	CG 12	634	SMIT	SHANI	F	YOUTH C GIRLS	500/100/500	0		EP	6
20	00:06:31	CG 9	1039	HUNKIN	JAYDENE CHENE	F	YOUTH C GIRLS	500/100/500	14	250596	CSG	6
21	00:06:41	CG 8	235	DE SA	OCTAVIA LEE	F	YOUTH C GIRLS	500/100/500	13	110497	CSG	6
22	00:06:49	CG 10	1957	KALTENBRUNN	ROBYN CLAIRE	F	YOUTH C GIRLS	500/100/500	13	200397	CSG	6
23	00:07:04	CG 27	547	VAN EEDEN	CARLIEN	F	YOUTH C GIRLS	500/100/500	13	260397	WP	6
24	00:07:25	CG 20	133	HANSEN	GERDA	F	YOUTH C GIRLS	500/100/500	13	110797	LIM	6
25	00:07:29	CG 11	1418	COWLEY	ANORAINE	F	YOUTH C GIRLS	500/100/500	0		EP	6
	DNF	CG 17	1586	VAN DER MERWE	STEFANI	F	YOUTH C GIRLS	500/100/500	13	201297	LIM	6
	DNF	CG 6	1795	HOLLIS	ABIGAIL	F	YOUTH C GIRLS	500/100/500	13	160597	BOR	6
	DNF	CG 3	1948	VAN NIEKERK	ELLEN	F	YOUTH C GIRLS	500/100/500	0		BOL	6
	DNF	CG 22	577	LINGENFELDER	TANYA	F	YOUTH C GIRLS	500/100/500	0		SWD	6
	DNF	CG 17	1315	Van der Merwe	Stefani	F	YOUTH C GIRLS	500/50/500			LIM	6
	DNF	CG 13	778	Scholtz	Shannon	F	YOUTH C GIRLS	500/100/500			EP	6

YOUTH D BOYS

Pos	Time	Race#	Chip#	Surname	Name	Gender	Category	Distance	Age	Birthdate	Prov	StartGroup
1	00:04:42	DB 29	1031	BEZUIDENHOUT	GJ	M	YOUTH D BOYS	500/50/500	12	250598	WP	3
2	00:04:44	DB 31	1723	GREYLING	CHRISTOFF	M	YOUTH D BOYS	500/50/500	12	160798	WP	3
3	00:04:45	DB 15	1338	BRUHNS	HEINRICH	M	YOUTH D BOYS	500/50/500	0		FS	3
4	00:04:48	DB 8	1309	HAIG	TRISTAN	M	YOUTH D BOYS	500/50/500	12	260498	CSG	3
5	00:04:57	DB 1	1288	SAUNDERS	WICKUS	M	YOUTH D BOYS	500/50/500	12	070398	BOR	3
6	00:05:04	DB 17	868	POSTMA	GUIDO	M	YOUTH D BOYS	500/50/500	0		FS	3
7	00:05:05	DB 30	342	BOSHOFF	MJE	M	YOUTH D BOYS	500/50/500	12	131098	WP	3
8	00:05:07	DB 32	936	JOUBERT	JOHANN	M	YOUTH D BOYS	500/50/500	12	100898	WP	3
9	00:05:07	DB 25	805	PRETORIUS	NEHAN	M	YOUTH D BOYS	500/50/500	0		SWD	3
10	00:05:10	DB 10	1252	SCHOOMBIE	BRYDON	M	YOUTH D BOYS	500/50/500	12	100798	CSG	3
11	00:05:15	DB 13	309	HILLHOUSE	JESSE	M	YOUTH D BOYS	500/50/500	0		EP	3
12	00:05:16	DB 26	873	FECHTER	LOUIS	M	YOUTH D BOYS	500/50/500	0		SWD	3
13	00:05:17	DB 16	1134	LE ROUX	ERIC JAK	M	YOUTH D BOYS	500/50/500	0		FS	3
14	00:05:19	DB 23	196	CLASSEN	CHRISTO	M	YOUTH D BOYS	500/50/500	12	101198	NG	3
15	00:05:21	DB 21	709	DU PLESSIS	JAN	M	YOUTH D BOYS	500/50/500	12	020598	LIM	3
16	00:05:22	DB 3	904	KHETSI	THEKO	M	YOUTH D BOYS	500/50/500	11	010599	BOR	3
17	00:05:23	DB 19	1345	VAN BUUREN	ANDEON	M	YOUTH D BOYS	500/50/500	11	280599	LIM	3
18	00:05:29	DB 22	1056	MATHEUSS	KARL	M	YOUTH D BOYS	500/50/500	11	030699	LIM	3
19	00:05:30	DB 28	1212	PIO	MAREE	M	YOUTH D BOYS	500/50/500	0		SWD	3
20	00:05:33	DB 2	1213	CALDER	MURRAY	M	YOUTH D BOYS	500/50/500	11	121099	BOR	3
21	00:05:34	DB 33	803	VAN SCHALKWYK	JACQUES	M	YOUTH D BOYS	500/50/500	11	260599	WP	3
22	00:05:39	DB 12	1301	STORM	WANDRE	M	YOUTH D BOYS	500/50/500	12	180898	CSG	3
23	00:05:40	DB 11	1223	SMIT	ARMAND	M	YOUTH D BOYS	500/50/500	12	120198	CSG	3
24	00:05:40	DB 7	1325	DHOOGHE	JAMES	M	YOUTH D BOYS	500/50/500	12	090198	CSG	3
25	00:05:45	DB 24	1207	GOLOB	ROBERT	M	YOUTH D BOYS	500/50/500	12	130298	NG	3
26	00:05:50	DB 14	930	JACOBS	JOHAN	M	YOUTH D BOYS	500/50/500	0		EP	3
27	00:05:54	DB 5	1316	HARTSLIEF	EBEN	M	YOUTH D BOYS	500/50/500	12	091098	BOR	3
28	00:06:03	DB 20	718	DARVALL	JONTY	M	YOUTH D BOYS	500/50/500	11	220699	LIM	3
29	00:06:16	DB 27	1322	ZONNESTEIN	M	M	YOUTH D BOYS	500/50/500	0		SWD	3
30	00:06:22	DB 4	880	SWANPOEL	PETE	M	YOUTH D BOYS	500/50/500	12	110798	BOR	3
31	00:28:58	DB 18	841	GEERKENS	ABRAHAM	M	YOUTH D BOYS	500/50/500	11	230499	LIM	1
	DNF	DB 9	857	MORAIS	MIGUEL	M	YOUTH D BOYS	500/50/500	11	210699	CSG	3



SAMPA 2010 SA Biathle Championships



Results 2010/08/08

YOUTH D GIRLS

Pos	Time	Race#	Chip#	Surname	Name	Gender	Category	Distance	Age	Birthdate	Prov	StartGroup
1	00:04:42	DG 17	1094	STRAUSS	GIZELDE	F	YOUTH D GIRLS	500/50/500	11	030899	LIM	4
2	00:04:49	DG 11	762	VERMAAS	JAYMÉ-SUE	F	YOUTH D GIRLS	500/50/500	0		FS	4
3	00:05:00	DG 12	908	VILJOEN	MIZAN	F	YOUTH D GIRLS	500/50/500	0		FS	4
4	00:05:04	DG 23	1061	BLACKWELL	ROBYN	F	YOUTH D GIRLS	500/50/500	11	050399	WP	4
5	00:05:05	DG 1	1168	DYANTYI	B	F	YOUTH D GIRLS	500/50/500	12	160498	BOR	4
6	00:05:09	DG 2	710	SCHWULST	TARA	F	YOUTH D GIRLS	500/50/500	11	270999	BOR	4
7	00:05:10	DG 25	734	Marais	Gianna	F	YOUTH D GIRLS	500/50/500				4
8	00:05:11	DG 5	1166	BRETT	JORDIN BROOK	F	YOUTH D GIRLS	500/50/500	11	300399	CSG	4
9	00:05:13	DG 4	1378	JACK	KHANYA	F	YOUTH D GIRLS	500/50/500	12	120198	BOR	4
10	00:05:17	DG3	1382	SWANEPOEL	BROOKE	F	YOUTH D GIRLS	500/50/500	11	020699	BOR	4
11	00:05:22	DG 26	1191	ULYATE	TAMMY	F	YOUTH D GIRLS	500/50/500	12	290598	WP	4
12	00:05:23	DG 15	1395	VAN DER WESTHUIZEN	ANIEKA	F	YOUTH D GIRLS	500/50/500	0		FS	4
13	00:05:24	DG 18	6	VAN DER WESTHUIZEN	CAELIN	F	YOUTH D GIRLS	500/50/500	12	141098	NG	4
14	00:05:29	DG 13	1489	SANDER	CARIEN	F	YOUTH D GIRLS	500/50/500	0		FS	4
15	00:05:29	DG 16	1257	JONES	TEAGAN	F	YOUTH D GIRLS	500/50/500	11	260599	LIM	4
16	00:05:30	DG 19	1247	V.D. WESTHUIZEN	IZELL	F	YOUTH D GIRLS	500/50/500	0		SWD	4
17	00:05:32	DG 24	1225	KLEINHANS	JO-MARI	F	YOUTH D GIRLS	500/50/500	12	290498	WP	4
18	00:05:34	DG 14	1055	MARX	RIKA	F	YOUTH D GIRLS	500/50/500	0		FS	4
19	00:05:36	DG 9	1184	SMITH	STORM	F	YOUTH D GIRLS	500/50/500	12	270798	CSG	4
20	00:05:37	DG 20	1386	ENGELBRECHT	EMMA	F	YOUTH D GIRLS	500/50/500	0		SWD	4
21	00:05:45	DG 8	821	PIETERSE	REINETTE	F	YOUTH D GIRLS	500/50/500	12	240398	CSG	4
22	00:05:46	DG 27	919	VAN ROOYEN	JANA	F	YOUTH D GIRLS	500/50/500	12	120698	WP	4
23	00:05:55	DG 10	326	KOOPMAN	SASKIA	F	YOUTH D GIRLS	500/50/500	0		EP	4
24	00:06:04	DG 22	961	BEKKER	KARLA	F	YOUTH D GIRLS	500/50/500	11	130799	WP	4
25	00:06:19	DG 21	1035	BOTHA	BERNEDETTE	F	YOUTH D GIRLS	500/50/500	0		SWD	4
26	00:06:36	DG 7	1259	DHOOGHE	CLAIRE	F	YOUTH D GIRLS	500/50/500	12	090198	CSG	4
27	00:07:11	DG 6	1267	Dhooge	Hannah	F	YOUTH D GIRLS	500/50/500				4
	DNF	DG 25	1734	MARAIIS	GIANNA	F	YOUTH D GIRLS	500/50/500	12	231198	WP	4
	DNF	DG 6	1276	DHOOGHE	HANNAH	F	YOUTH D GIRLS	500/50/500	12	090198	CSG	4

YOUTH E BOYS

Pos	Time	Race#	Chip#	Surname	Name	Gender	Category	Distance	Age	Birthdate	Prov	StartGroup
1	00:05:08	EB 9	828	DU PLESSIS	ZANDER	M	YOUTH E BOYS	500/50/500	0		FS	1
2	00:05:10	EB 1	1171	DEWAR	MATT	M	YOUTH E BOYS	500/50/500	10	2000/08/26	BOR	1
3	00:05:25	EB 6	1341	CRANE	KEAGAN	M	YOUTH E BOYS	500/50/500	10	2000/03/25	CSG	1
4	00:05:29	EB 10	788	VILJOEN	GIAN	M	YOUTH E BOYS	500/50/500	0		FS	1
5	00:05:30	EB 2	918	VINCENT	CUAN	M	YOUTH E BOYS	500/50/500	10	02-08-00	BOR	1
6	00:05:38	EB 19	1140	KLEINHANS	MARK	M	YOUTH E BOYS	500/50/500	9	08-01-01	WP	1
7	00:05:41	EB 8	1370	KOCK	DEAN	M	YOUTH E BOYS	500/50/500	0		EP	1
8	00:05:42	EB 16	1244	VAN ANTWERPEN	JEANRE	M	YOUTH E BOYS	500/50/500	10	2000/10/14	NG	1
9	00:05:50	EB 17	1086	ROSS	ANDREW	M	YOUTH E BOYS	500/50/500	9	2001/08/06	NG	1
10	00:05:53	EB 4	712	POOVAN	RHYS	M	YOUTH E BOYS	500/50/500	10	04-02-00	BOR	1
11	00:05:53	EB 12	1312	VAN DER MERWE	ALBERT	M	YOUTH E BOYS	500/50/500	9	2001/03/11	LIM	1
12	00:05:57	EB 13	1335	HANSEN	ANDRE	M	YOUTH E BOYS	500/50/500	10	2000/04/19	LIM	1
13	00:06:11	EB 5	975	SAUNDERS	TRAVIS	M	YOUTH E BOYS	500/50/500	9	2001/12/11	BOR	1
14	00:06:15	EB 14	792	MULLER	DAWIE	M	YOUTH E BOYS	500/50/500	10	2000/11/17	LIM	1
15	00:06:22	EB 18	831	CLOETE	DANE	M	YOUTH E BOYS	500/50/500	10	2000/11/24	WP	1
16	00:06:39	EB 20	243	PEGG	ANDREW	M	YOUTH E BOYS	500/50/500	0	2001/05/31	WP	1
17	00:07:05	EB 15	1880	MATHEUSS	DE WET	M	YOUTH E BOYS	500/50/500	9	2001/05/18	LIM	1
18	00:07:57	EB 11	1034	GROOTHOF	WIAN	M	YOUTH E BOYS	500/50/500	8	09-05-02	LIM	1
	DNF	EB 7	994	STORM	HENCO	M	YOUTH E BOYS	500/50/500	10	2000/10/31	CSG	1

YOUTH E GIRLS

Pos	Time	Race#	Chip#	Surname	Name	Gender	Category	Distance	Age	Birthdate	Prov	StartGroup
1	00:05:28	EG 1	790	BLIGNAUT	LESLEY	F	YOUTH E GIRLS	500/50/500	10	2000/05/27	BOR	2
2	00:05:32	EG 4	1125	GLENN	MELISSA	F	YOUTH E GIRLS	500/50/500	10	2000/07/23	CSG	2
3	00:05:36	EG 10	528	GELDENHUYS	LENE	F	YOUTH E GIRLS	500/50/500	10	280600	WP	2
4	00:05:39	EG 2	1137	BARNARD	CELINE	F	YOUTH E GIRLS	500/50/500	10	2000/01/30	BOR	2
5	00:05:43	EG 5	1381	LOMBAARD	LIZAAN	F	YOUTH E GIRLS	500/50/500	10	180900	CSG	2
6	00:06:01	EG 6	1771	FRENCH	GEMMA	F	YOUTH E GIRLS	500/50/500	10	240700	CSG	2
7	00:06:03	EG 3	1201	VAN HUYSSTEEN	TAYLA	F	YOUTH E GIRLS	500/50/500	9	2001/10/10	BOR	2
8	00:06:09	EG 12	1396	STRASZACKER	KIRSTEN	F	YOUTH E GIRLS	500/50/500	10	270200a	WP	2
9	00:06:24	EG 11	338	GREYLING	NIKA	F	YOUTH E GIRLS	500/50/500	10	140900	WP	2
10	00:06:49	EG 9	1835	NEWMAN	HANNAH	F	YOUTH E GIRLS	500/50/500	10	150300	NG	2
11	00:07:48	EG 8	972	HANSEN	ELSA	F	YOUTH E GIRLS	500/50/500	8	270302	LIM	2
12	00:07:53	EG 7	329	DARVALL	CHRIS-MARI	F	YOUTH E GIRLS	500/50/500	8	070602	LIM	2