



Domestique Family Duathlon Series 2010

Event #4 - 15 August 2010




Race No	Chip No	P_Overall	P_Cat	P_Sex	Run1	Bike	Run2	FinishTime	Surname	Name	Sex	Distance	Category1	BirthDate	StartGroup	TSA
Standard Distance																
Race No	Chip No	P_Overall	P_Cat	P_Sex	Run1	Bike	Run2	FinishTime	Surname	Name	Sex	Distance	Category1	BirthDate	StartGroup	TSA
59	4570	1	1	1	00:29:04	01:04:13	00:15:47	01:49:04	Viegas	Bryce	M	50	Std M	1982/12/18	1	CGT 1210/10
101	455	2	2	2	00:32:09	01:03:30	00:18:38	01:54:17	Stewart	Robert	M	50	Std M	25/03/1975	1	CGT115610
1	5612	3	3	3	00:31:01	01:08:17	00:17:20	01:56:38	Stidolph	Alan	M	50	Std M	06/07/1970	1	YES
102	5659	4	4	4	00:32:29	01:07:34	00:18:12	01:58:15	Pirow	Piers	M	50	Std M	26/03/1965	1	CGT135310
14	4619	5	5	5	00:32:36	01:09:18	00:18:34	02:00:28	Freeman	Bryn	M	50	Std M	28/05/1973	1	CGT133410
63	1840	6	6	6	00:32:39	01:10:49	00:18:08	02:01:36	Joubert	Jean Pierre	M	50	Std M	1987/09/29	1	GNT 1129/10
108	6946	7	7	7	00:34:17	01:09:24	00:18:57	02:02:38	Smit	Werner	M	50	Std M		1	
12	7822	8	8	8	00:31:22	01:13:07	00:19:37	02:04:06	Whelan	Kevin	M	50	Std M	19/05/1960	1	CGT134810
7	7142	9	9	9	00:34:45	01:11:12	00:19:19	02:05:16	Mcormick	Hadley	M	50	Std M		1	
56	4158	10	10	10	00:33:48	01:14:05	00:18:41	02:06:35	Botha	Rikus	M	50	Std M	1985/01/15	1	
13	5911	11	11	11	00:34:08	01:10:54	00:21:41	02:06:43	Fouche	Gerhard	M	50	Std M		1	
44	4023	12	12	12	00:38:26	01:04:41	00:23:49	02:06:56	Mackenzie	Shaun	M	50	Std M		1	
23	1847	13	13	13	00:31:01	01:17:33	00:18:58	02:07:33	Pieters	tony	M	50	Std M		1	
36	4507	14	14	14	00:34:08	01:17:38	00:19:18	02:11:05	Smith	Craig	M	50	Std M		1	
5	4116	15	15	15	00:37:57	01:13:49	00:21:10	02:12:56	Andrews	Steven	M	50	Std M	21/04/1970	1	
53	4726	16	16	16	00:37:59	01:13:37	00:21:39	02:13:15	Cronje	Chris	M	50	Std M		1	
39	6169	17	17	17	00:36:52	01:15:04	00:22:05	02:14:01	Vorster	Morne	M	50	Std M	13/10/1972	1	CGT136710
15	8964	18	18	18	00:38:28	01:12:57	00:22:54	02:14:19	Wise	Kevin	M	50	Std M	16/03/1974	1	NO TSA
35	4545	19	19	19	00:37:30	01:14:30	00:22:27	02:14:27	Kok	Riaan	M	50	Std M	19/01/1977	1	NO TSA
62	5381	20	20	20	00:39:01	01:14:42	00:22:09	02:15:52	Maile	Gavin	M	50	Std M	1958/03/30	1	CGT 1122/10
43	4889	21	21	21	00:37:44	01:19:24	00:21:22	02:18:30	Joubert	Marzus	M	50	Std M		1	
16	4558	22	22	22	00:36:23	01:16:42	00:25:27	02:18:32	Fourmier	eddy	M	50	Std M		1	
31	8896	23	23	23	00:34:00	01:24:33	00:22:18	02:20:52	Esterhuizen	Pieter	M	50	Std M	30/11/1983	1	NO TSA
28	686	24	24	24	00:38:00	01:19:33	00:23:37	02:21:10	Halsey	Clinton	M	50	Std M	09/12/1975	1	
47	4221	25	25	25	00:45:31	01:06:47	00:30:51	02:23:09	Mayr	Richard	M	50	Std M	15/10/1957	1	CGT130410
6	7313	26	26	26	00:42:45	01:18:48	00:22:35	02:24:08	Woodwiss	Kevin	M	50	Std M	10/09/1968	1	NO TSA
52	4757	27	27	27	00:38:03	01:23:59	00:22:39	02:24:41	de Haas	Clint Louis	M	50	Std M	14/06/1969	1	CGT146910
25	5525	28	1	1	00:40:43	01:22:43	00:22:45	02:26:11	Liebenberg	Lona	F	50	Std F	18/06/1968	1	TNW300610
114	6723	29	28	28	00:41:30	01:21:27	00:24:59	02:27:56	Louw	Francois	M	50	Std M	05/06/1983	1	NO TSA
111	8878	30	29	29	00:43:58	01:22:27	00:23:20	02:29:45	Dearden	Bryan	M	50	Std M	31/05/1975	1	NO TSA
19	4502	31	30	30	00:39:52	01:23:20	00:26:55	02:30:07	Frerichs	Darryn	M	50	Std M		1	
45	84	32	31	31	00:40:26	01:25:33	00:24:51	02:30:50	Lomax	Kevin	M	50	Std M	10/05/1973	1	NO TSA
38	4847	33	32	32	00:40:57	01:24:28	00:26:10	02:31:35	Thomson	Charles	M	50	Std M	05/01/1961	1	
34	4126	34	2	2	00:38:09	01:35:24	00:22:57	02:36:30	Kennedy	Lauren	F	50	Std F	13/12/1972	1	NO TSA
22	171	35	3	3	00:41:02	01:33:01	00:23:36	02:37:39	Pieters	michelle	F	50	Std F		1	
112	8518	36	33	33	00:46:34	01:22:39	00:28:59	02:38:12	Strydom	Christiaan	M	50	Std M	20/11/1972	1	CGT120110
107	32	37	34	34	00:44:45	01:30:06	00:23:58	02:38:49	Steinhoff	Eric	M	50	Std M	01/12/1975	1	NO TSA
20	4184	38	4	4	00:45:38	01:28:20	00:25:31	02:39:29	Van Tonder	Rentia	F	50	Std F		1	
58	6897	39	5	5	00:42:31	01:32:48	00:24:44	02:40:03	Heyns	Ronelle	F	50	Std F	1962/07/03	1	CGT 147/10
104	513	40	35	35	00:42:44	01:31:31	00:27:08	02:41:23	Botha	Capalie	M	50	Std M		1	
8	4841	41	36	36	00:47:38	01:24:45	00:30:10	02:42:33	Cooper	Graham	M	50	Std M	11/05/1973	1	
50	1447	42	6	6	00:45:27	01:32:07	00:25:26	02:43:00	Brown	Zena Elizabeth	F	50	Std F	05/12/1973	1	NO TSA
48	5227	43	37	37	00:47:18	01:24:09	00:32:17	02:43:44	Herbst	Michael	M	50	Std M	28/11/1961	1	CGT129810
49	1865	44	38	38	00:41:59	01:35:42	00:26:36	02:44:17	Meyer	Martin	M	50	Std M	02/02/1972	1	
41	4710	45	39	39	00:46:33	01:31:11	00:27:34	02:45:18	Timm	Allan	M	50	Std M		1	
27	8768	46	40	40	00:46:29	01:30:45	00:28:05	02:45:19	Keen	Reilly	M	50	Std M	27/04/1966	1	NO TSA
29	1502	47	41	41	00:51:57	01:21:14	00:32:29	02:45:40	Stewart	Alistair	M	50	Std M	14/04/1978	1	NO TSA
46	7708	48	42	42	00:41:40	01:36:07	00:29:24	02:47:11	Mong	Eddie	M	50	Std M		1	
106	16	49	43	43	00:44:46	01:40:05	00:24:35	02:49:26	Fisher	David	M	50	Std M	17/01/1961	1	
60	5759	50	44	44	00:45:52	01:35:48	00:28:22	02:50:02	Kruger	Jan	M	50	Std M	1970/02/18	1	
37	4104	51	45	45	00:46:12	01:33:20	00:30:52	02:50:24	Towert	dale	M	50	Std M		1	
30	99	52	7	7	00:45:07	01:45:39	00:25:34	02:56:20	Coburn	Siobhain	F	50	Std F	29/09/1969	1	NO TSA
54	5	53	46	46	00:49:08	01:41:14	00:28:38	02:59:00	Matthew	Brett	M	50	Std M	05/08/1976	1	NO TSA
32	944	54	47	47	00:48:50	01:41:37	00:31:11	03:01:38	McQuinn	Jason	M	50	Std M	07/04/1972	1	NO TSA
51	4586	55	8	8	00:49:57	01:45:39	00:29:57	03:05:33	Mandy	Alison	F	50	Std F		1	
109	7814	56	48	48	00:48:49	01:44:56	00:32:06	03:05:51	Petersen	Jerome	M	50	Std M	01/12/1962	1	NO TSA
33	4609	57	49	49	00:49:59	01:45:52	00:37:28	03:13:19	Meyer	Pieter	M	50	Std M	25/03/1987	1	NO TSA
61	4874	58	50	50	00:48:53	01:50:09	00:35:28	03:14:30	Els	Gerhard	M	50	Std M	1954/05/27	1	
105	5133	59	9	9	00:56:16	01:52:40	00:32:59	03:21:55	Tietjens	Carmen	F	50	Std F	20/10/1976	1	NO TSA
26	4577	60	51	51	00:58:08	01:33:28	00:57:29	03:29:05	Yen	Jonathan	M	50	Std M	24/10/1973	1	NO TSA
103	1653	61	52	52	00:55:17	01:53:54	00:39:57	03:29:08	Buxbaum	Stuart	M	50	Std M		1	
9	4872	62	10	10	00:57:24	01:55:29	00:36:26	03:29:19	Humphries	Anne	F	50	Std F	03/05/1978	1	NO TSA
24	1627	63	53	53	00:55:29	01:51:36	00:42:50	03:29:55	stander	wayne	M	50	Std M		1	
18	7576	64	54	54	00:52:01	02:05:48	00:36:35	03:34:24	Garwood	Kevin	M	50	Std M	22/05/1963	1	CGT134010
2	606	65	11	11	00:52:50	02:16:41	00:35:02	03:44:33	Darling	Wendy	F	50	Std F	17/10/1963	1	NO TSA
113	5586	66	55	55	01:06:07	02:00:44	00:46:43	03:53:34	muir	Neville	M	50	Std M		1	
3	6557				00:53:46			DNF	Leyland	Michael	M	50	Std M	18/02/1962	1	NO TSA
110	8373				00:47:13	00:40:41		DNF	Holing	Clint	M	50	Std M		1	

Sprint Distance																
Race No	Chip No	P_Overall	P_Cat	P_Sex	Run1	Bike	Run2	FinishTime	Surname	Name	Sex	Distance	Category1	BirthDate	StartGroup	TSA
70	5007	1	1	1	00:14:54	00:28:35	00:08:03	00:51:32	Rossouw	Tiaan	M	25	Sprint M	16/12/1978	2	
65	8177	2	2	2	00:15:											



Domestique Family Duathlon Series 2010
Event #4 - 15 August 2010



Race No	Chip No	P_Overall	P_Cat	P_Sex	Run1	Bike	Run2	FinishTime	Surname	Name	Sex	Distance	Category1	BirthDate	StartGroup	TSA
117	4029	17	14	14	00:23:37	00:38:59	00:13:47	01:16:23	Maruatona	Shibishi	M	25	Sprint M	24/04/1976	2	non TSA - R210
76	5773	18	15	15	00:24:46	00:38:10	00:14:53	01:17:49	De Wet	Kobus	M	25	Sprint M	12/05/1972	2	n/a
75	409	19	16	16	00:21:38	00:44:12	00:12:34	01:18:24	Leech	Quentin	M	25	Sprint M	13/08/1973	2	NO TSA
79	4546	20	4	4	00:21:41	00:44:50	00:11:56	01:18:27	Spoormaker	Elsabe'	F	25	Sprint F	15/02/1960	2	
4	4043	21	5	5	00:24:52	00:42:02	00:15:04	01:21:58	andrews	Rachel	F	25	Sprint F		2	Was Standard
118	4588	22	17	17	00:30:17			01:47:33	Moffat	Gavin	M	25	Sprint M	01/08/1969	2	NO TSA
115	1668							DNF	Henry	Caroline	F	25	Sprint F	17/12/1966	2	NO TSA

Mini Distance

Race No	Chip No	P_Overall	P_Cat	P_Sex	Run1	Bike	Run2	FinishTime	Surname	Name	Sex	Distance	Category1	BirthDate	StartGroup	TSA
300	8419	1	1	1	00:07:30	00:17:56	00:05:18	00:30:44	Mong	Peter	M	12	Mini M	1995/04/01	3	TNW/3043/10
315	4776	2	1	1	00:08:17	00:21:16	00:05:04	00:34:37	Snyman	Mikyla	F	12	Mini F	1995/10/20	3	TNW 3128/10
302	4911	3	2	2	00:09:30	00:22:17	00:05:40	00:37:27	Jones	Robyn	F	12	Mini F	1997/07/21	3	CGT 1438/10
310	4454	4	3	3	00:10:15	00:22:06	00:06:35	00:38:56	Nutter	Gabriella	F	12	Mini F	26/01/1998	3	CGT139710
309	7632	5	4	4	00:10:38	00:22:57	00:07:26	00:41:01	Pretorius	Hesmarie	F	12	Mini F	30/08/1978	3	
311	1441	6	2	2	00:10:50	00:25:18	00:08:28	00:44:36	de Beer	Joe	M	12	Mini M	27/11/1969	3	NO TSA
306	140	7	5	5	00:10:51	00:27:13	00:06:59	00:45:03	Ferrie	Kirstin	F	12	Mini F	01/06/1997	3	NO TSA
312	1623	8	6	6	00:11:21	00:27:26	00:07:05	00:45:52	Bam	Mia	F	12	Mini F	14/04/1998	3	NO TSA
308	4729	9	7	7	00:15:03	00:30:38	00:09:41	00:55:22	Carroll	Shannon	F	12	Mini F	26/06/1978	3	NO TSA
	131	10	3	3				01:12:31	No Data	No Data	M	12	Mini M		3	